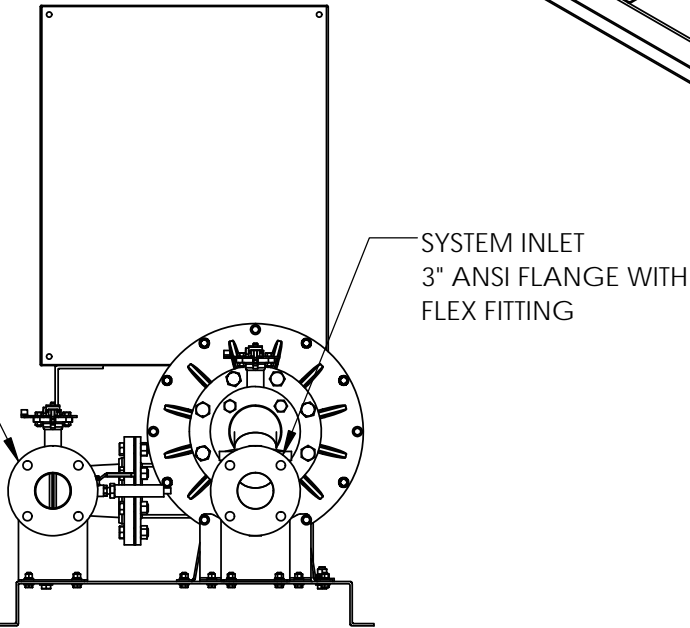
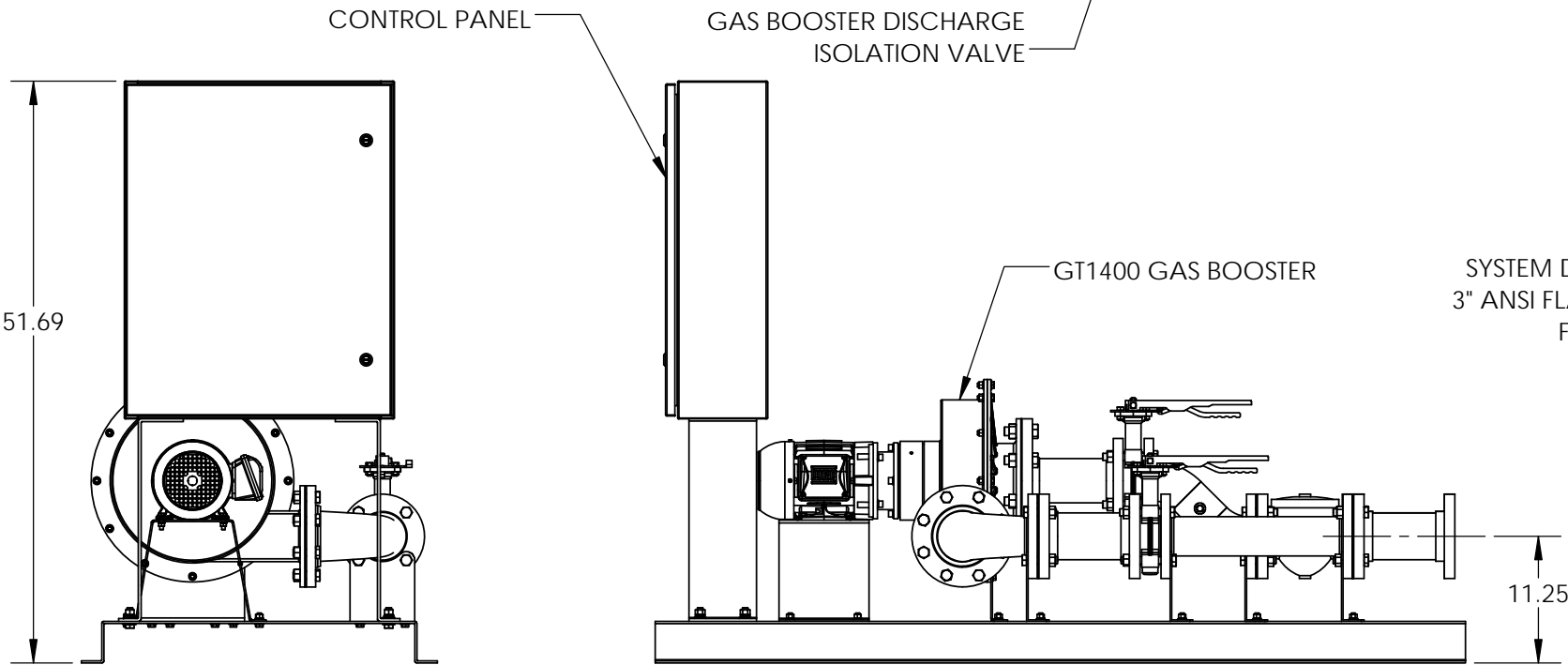
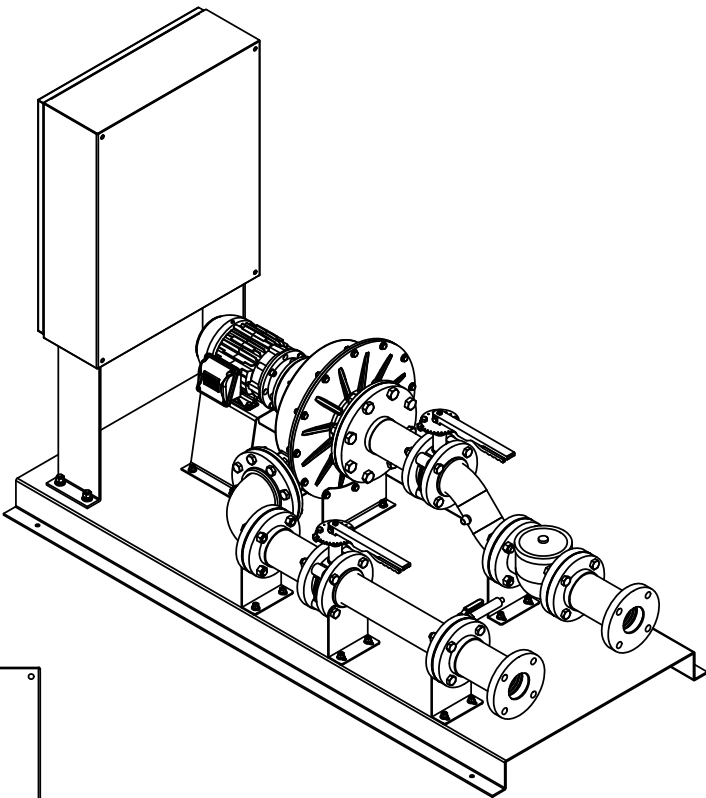
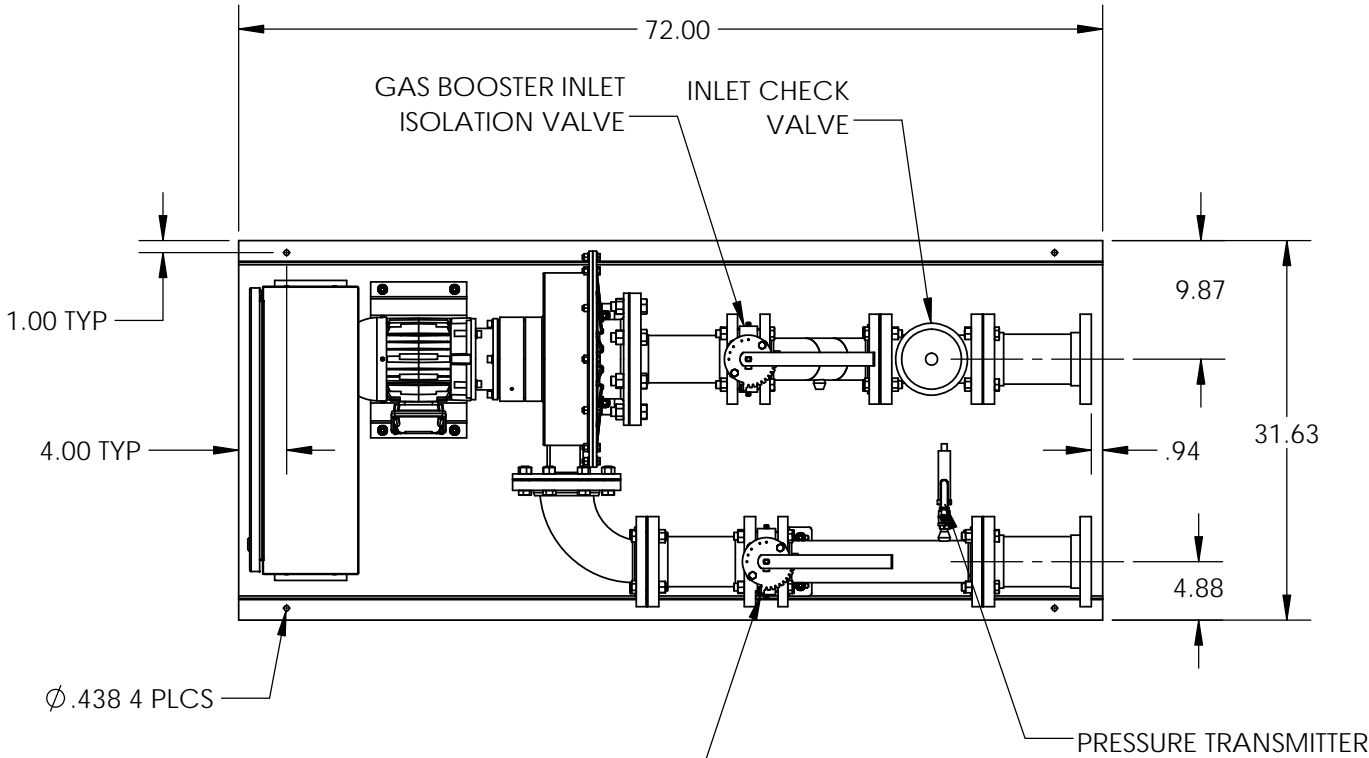


REV	DESCRIPTION	DATE	APPROVED BY
1	PIPE SUPPORT CONFIGURATION CHANGED	02/03/16	RMH
2	CONTROL PANEL ENCLOSURE CHANGED	07/21/16	RMH



- NOTES
- CONTROL PANEL AVAILABLE AS NEMA 1, NEMA 3R OR NEMA 12.
  - SHOWN WITHOUT BYPASS LINE. ALSO AVAILABLE WITH BYPASS.
  - PRESSURE TRANSMITTER INCLUDED WITH PACKAGE A ONLY. PRESSURE GAUGE REPLACES TRANSMITTER FOR PACKAGE B.
  - ISOLATION VALVES SHOWN AS BUTTERFLY VALVES. ALSO AVAILABLE WITH PLUG VALVES.
  - PIPING CONFIGURATION SHOWN AS 3". ALSO AVAILABLE IN 4" OR 6" INLET/4" DISCHARGE.
  - OTHER OPTIONS AND ACCESSORIES AVAILABLE.

**PROPRIETARY AND CONFIDENTIAL**  
THE INFORMATION CONTAINED IN THIS DRAWING IS THE SOLE PROPERTY OF ACTION BLOWER & EQUIPMENT. ANY REPRODUCTION IN PART OR AS A WHOLE WITHOUT THE WRITTEN PERMISSION OF ACTION BLOWER & EQUIPMENT IS PROHIBITED.

UNLESS OTHERWISE SPECIFIED:			NAME	DATE	action blower & equipment		
DIMENSIONS ARE IN INCHES TOLERANCES: FRACTIONAL ± ANGULAR: MACH ±    BEND ± TWO PLACE DECIMAL    ± THREE PLACE DECIMAL    ±		DRAWN	RMH	12.29.15	TITLE:  Greenbooster, 3" Flange 1.5HP Packages A and B, No Bypass		
		CHECKED	RMH				
		ENG APPR.	RMH				
		MFG APPR.	RMH				
INTERPRET GEOMETRIC TOLERANCING PER:		Q.A.	RMH		SIZE <b>B</b>  DWG. NO. CGB300-GT1400-1.5-AF-01A-B Outline  REV <b>2</b>		
MATERIAL	COMMENTS:						
FINISH							
DO NOT SCALE DRAWING					SCALE: 1:16	WEIGHT:	SHEET 1 OF 1